



THIS FILE SHOULD BE USED TOGETHER WITH THE PLATING GUIDE.

For the flaw finder the stamp is broken down under the following headings:

- Top frame
- Left frame
- Bottom frame
- Right frame
- Top Left Corner (TLC)
- Top Right Corner (TRC)
- Left ferns
- Tasmania band
- Right ferns
- Sky
- Trees
- Water and banks
- Left Value Tablet (LVT)
- Mount Wellington band
- Right Value Tablet (RVT)
- Bottom Left Corner (BLC)
- Bottom Right Corner (BRC)

Where a flaw covers more than one area it will be shown in both.

Where a flaw covers more than one area it will be shown in both . Once a flaw is identified on a stamp it can be compared to the appropriate area on the flaw finder file. If it can be matched it should then be checked in the plating guide as there may be other flaws required to confirm the position and in some cases there are a number of stages.

This flaw finder is based on the 1986 work by Keith Lancaster and earlier work by J Purves together with additional research by the author, Richard Singleton. The K Lancaster book provides a lot more detail about all the Pictorials also the perforations, watermarks etc and any serious Pictorial collector should have a copy. A number of new platings are included here.

Thanks to Jerry Weirich who has provided invaluable support , examples and help in this project, also to Malcolm Groom who provided a large number of scans from his collection.

Flaw finder:

Top frame & shading

Compartment markings



4-2



4-3



4-4



4-5 Sept 1905



4-5 1908



4-6 Sept 1904



4-6 Compartment marks Oct 1904



4-6 March 1906



4-8 1907



4-9 1903



3-1 1908



3-2 1907



3-3 1906



3-3 1907



3-6 1906

Flaws



4-10



3-21




4-2

Left



4-12



4-21

Centre

Right



3-2

Left frame

Top



3-40

3-35



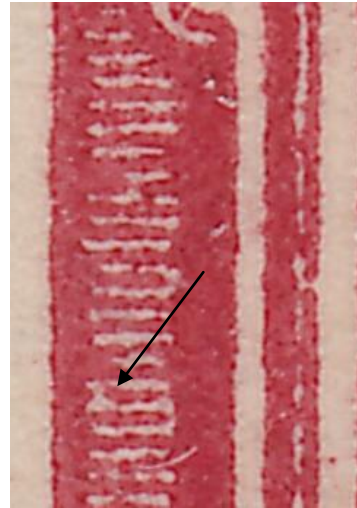
3-10



3-24



3-53

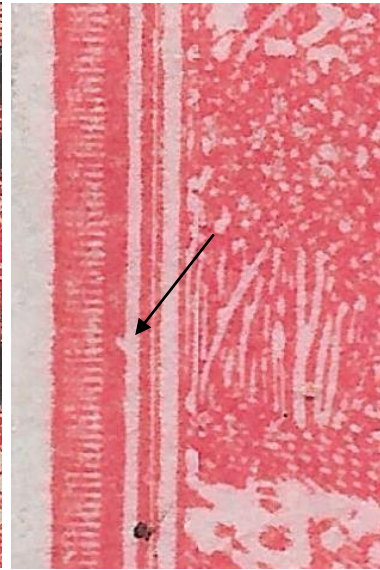


3-59

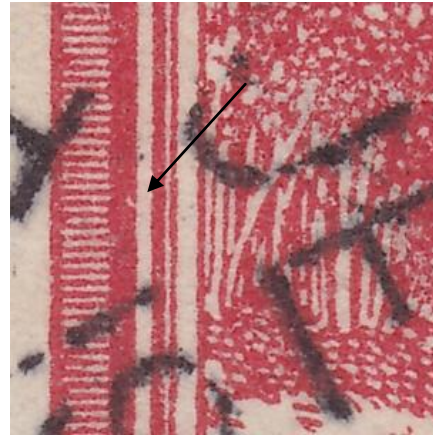
Middle



4-1




4-31



4-43



3-33



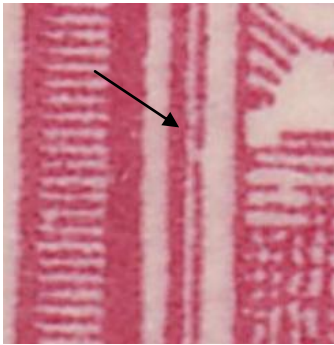
3-55



3-4



3-56



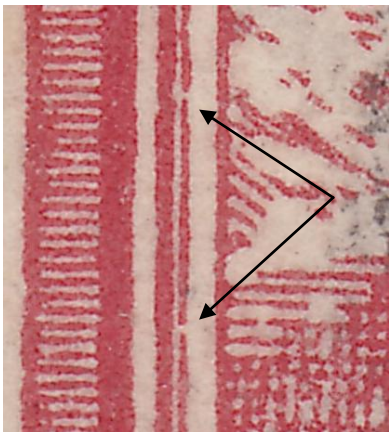
4-1



4-5



4-51



Bottom



3-57



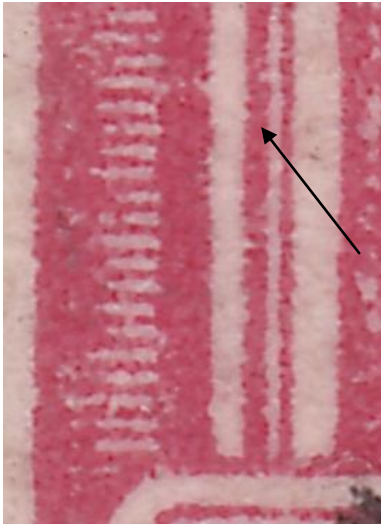
3-2



3-5



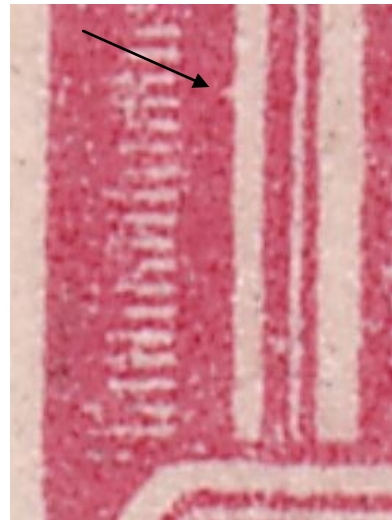
3-9



3-29



3-32



3-42




3-46



4-5



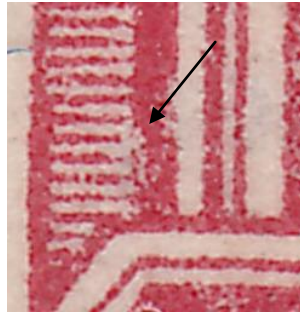
4-14



4-34




3-54



4-2



4-21




3-37



4-7



4-7



4-56

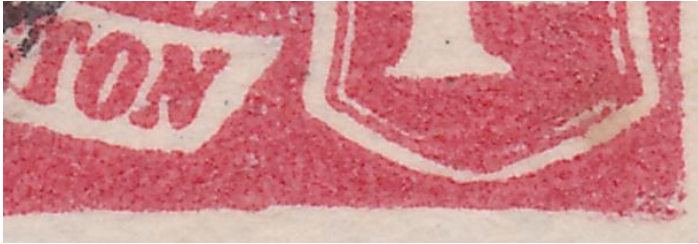


UCV016

Bottom frame



4-57



4-60



4-60

Right Frame.

Top



3-46



UCV019



3-13



4-20


Centre



3-7



3-32



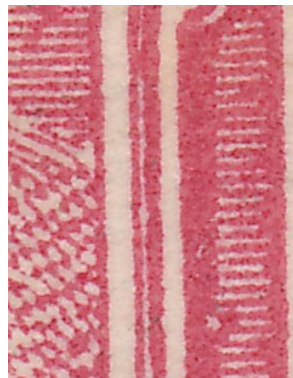
4-14



4-28



4-29




UCV021



3-22



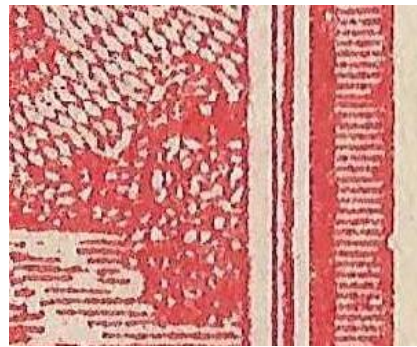
3-28



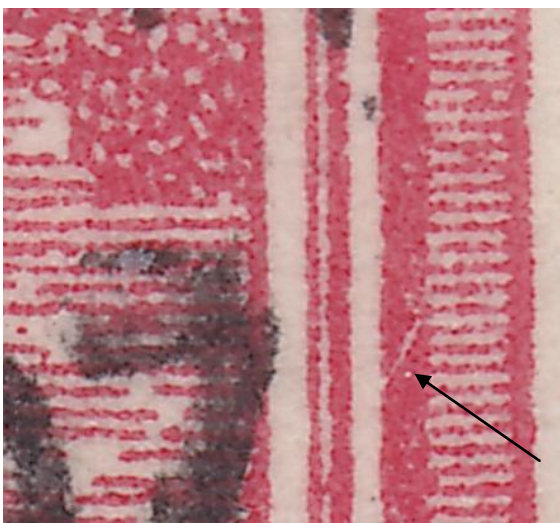
4-18



4-18



4-25

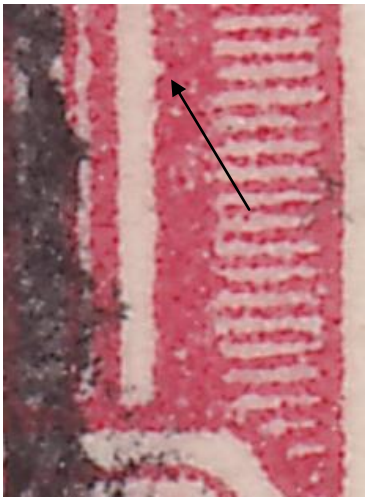


3-10




UCV020

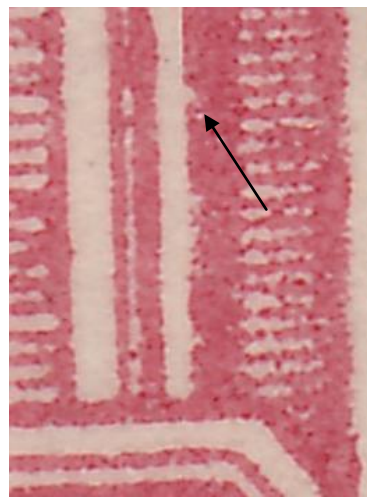
Bottom



3-9



3-14



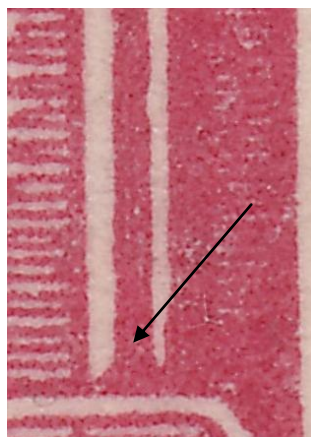
3-54



3-32

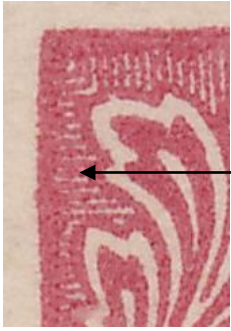


3-41



4-50

Top left corner



4-1



4-4



4-21



4-7



4-7 S2

Top right corner



3-2



4-1



4-6



4-6 S3



4-6 S4



4-3



3-31



3-18

Left ferns



3-42



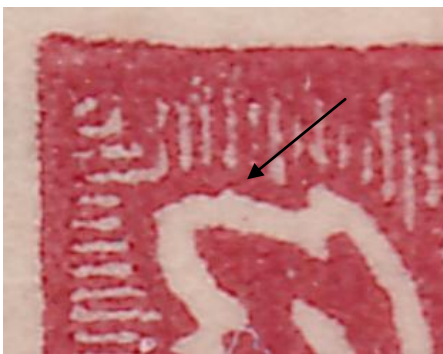
4-4



4-5



4-50



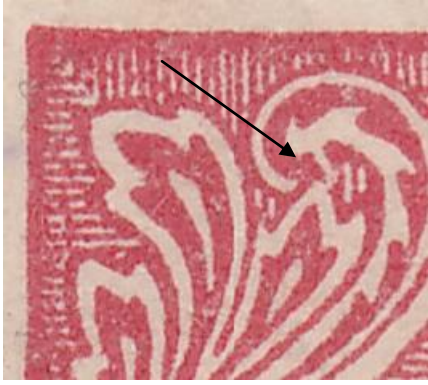
3-2



3-6



4-1



3-28



3-33



4-52



4-8 1905



4-8 1906



4-8 1907



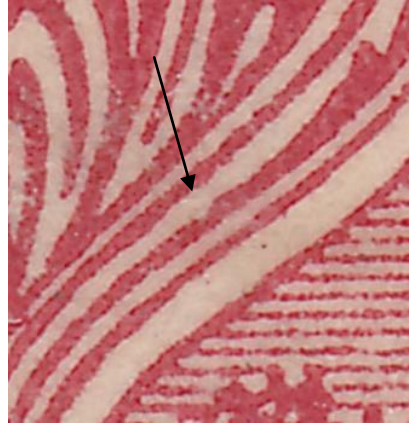
4-8 1908



4-8 1909



3-51



4-18



3-52



3-60



UCV006



3-9

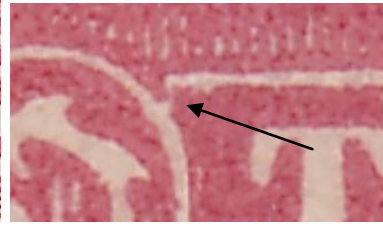


3-26

Tasmania band



4-12



4-26




3-10



3-54



3-31



3-23



3-40



3-56



UCV016




3-11



3-25



4-11



4-2



4-16



3-17




3-49



4-9



3-3



3-37



3-45



UCV022



3-1



4-9



4-16



4-47



3-54

Right ferns



4-6



4-8 1906



4-8 1907



4-8 1908



4-8 1909



4-22




4-22



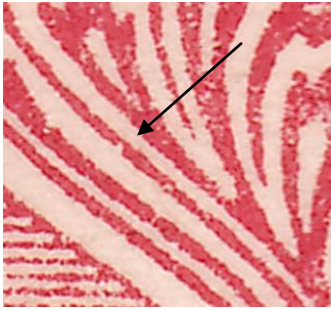
3-31



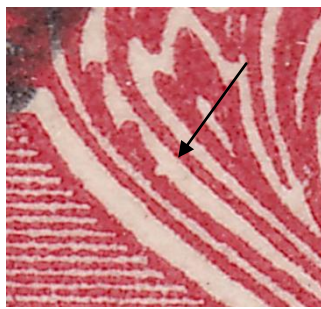
3-35



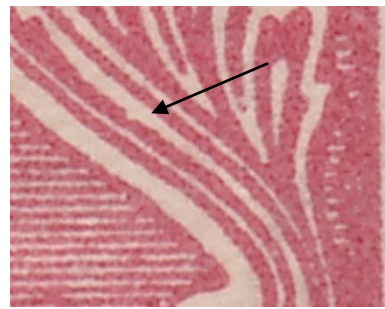
4-56



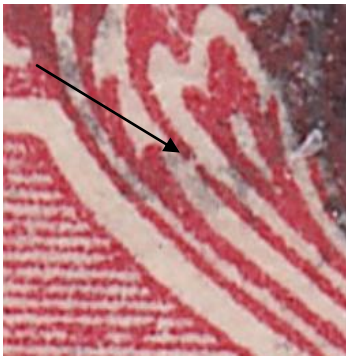
3-3



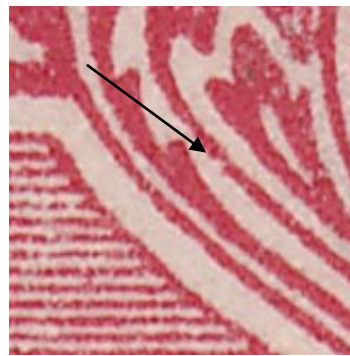
3-12



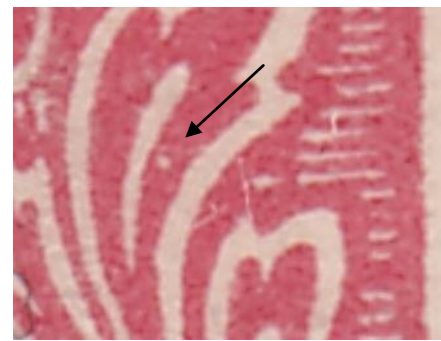
3-33




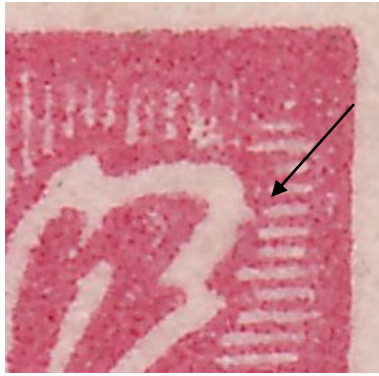
4-3




4-3



4-60



3-4



4-1

4-1



3-18



3-8

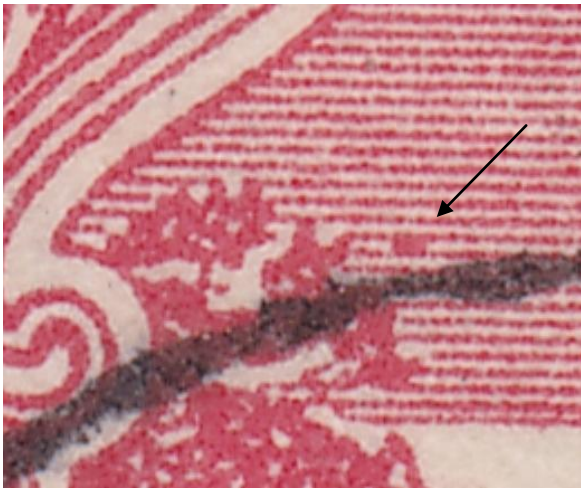
3-8

3-11



3-6

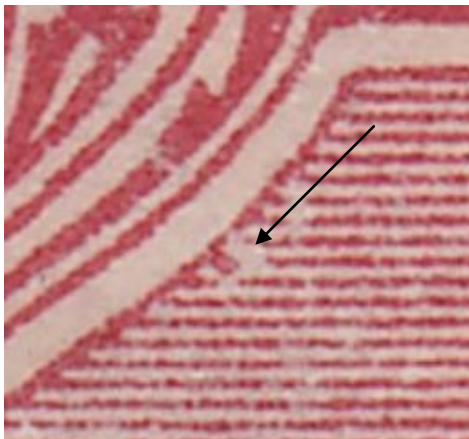
Sky



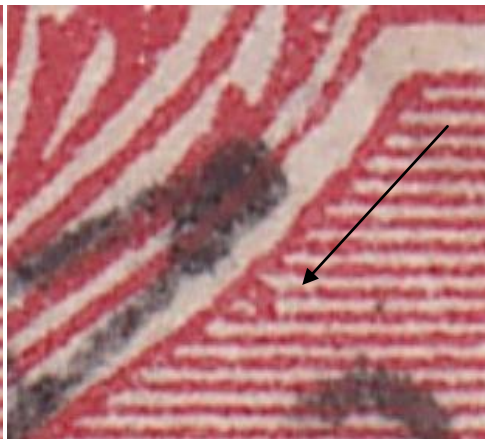
3-43



4-13



4-16



4-16



4-34



4-41




3-21



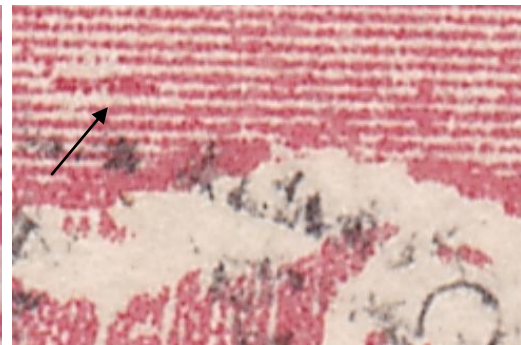
3-50



4-19




3-14




3-14




4-35



4-35



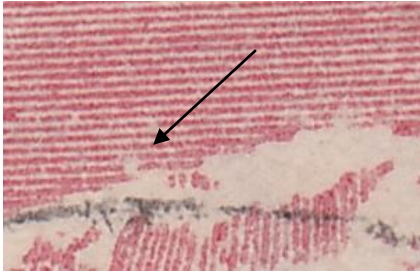
3-5



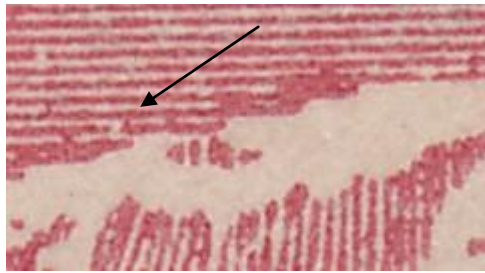
3-7



4-1



4-20



4-20




3-17



3-25



3-25



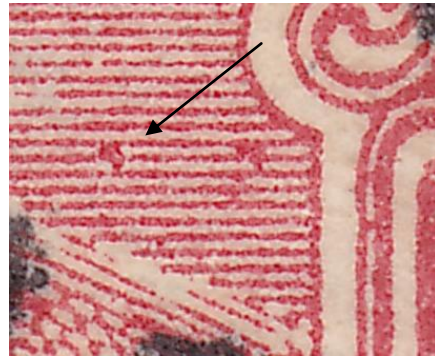
3-27



3-41



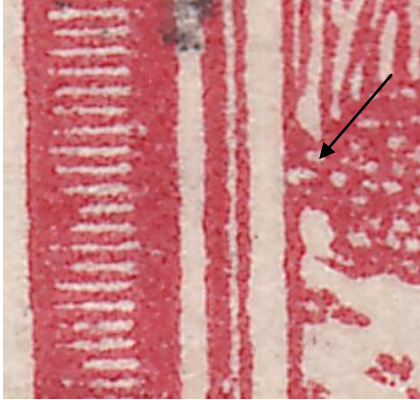
3-51



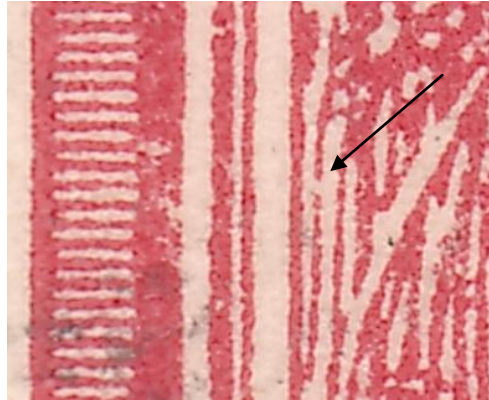
4-25

Mountain slopes and trees

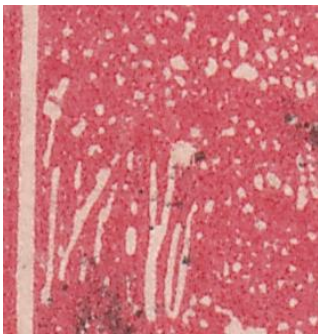
Left



3-5

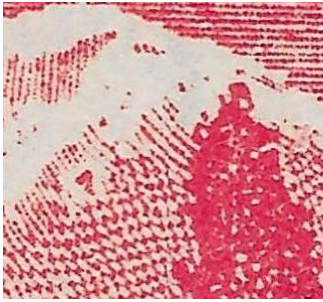


3-17



4-41

Centre



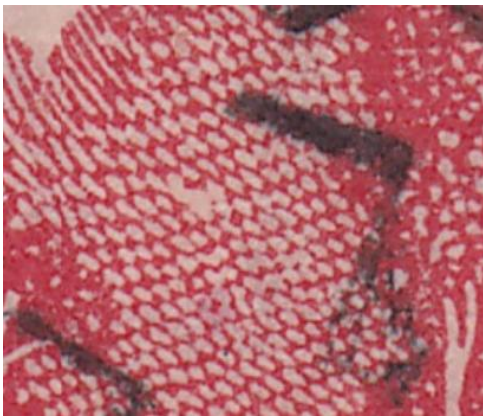
3-30 1904



3-30 1907



3-30 1909



4-6

Right



3-24


Water and banks



4-4




4-4 S2



4-14



4-28



4-57

LVT



3-9



3-11



3-21



3-32



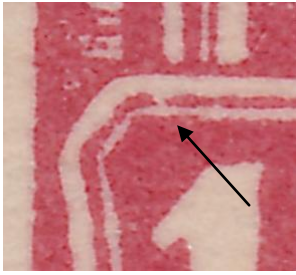
3-39



3-60



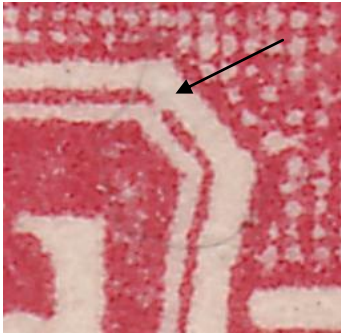
4-39



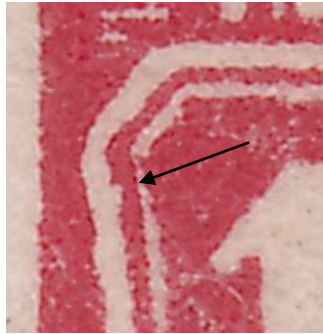
3-49



4-1



3-1



3-1



4-11



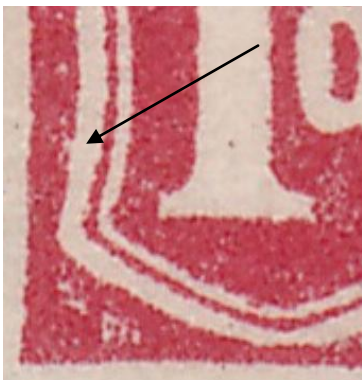
3-25



3-51




3-51



4-16



4-33



4-41



4-51 1904/5



4-51 1905/7



4-51 1908



3-56



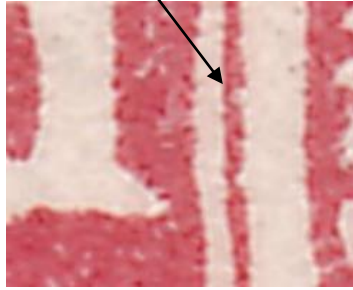
3-16



4-19




3-5




3-15



4-3



4-25



4-25 S2



4-56



4-41



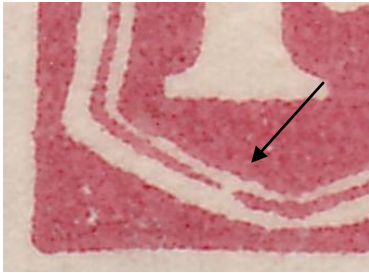
4-41



4-51



UCV021



3-26




4-54

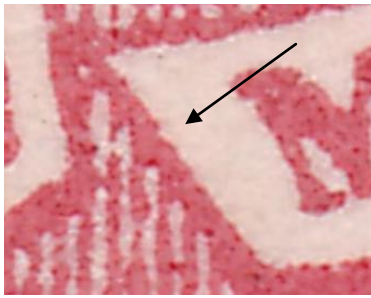


4-57

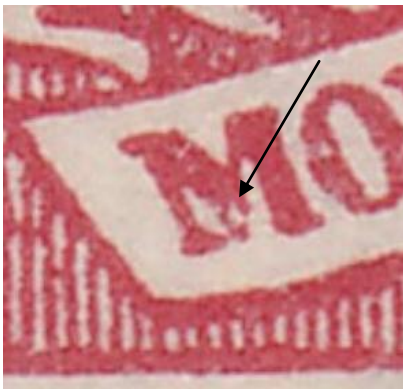
Mount Wellington band



3-49




3-15



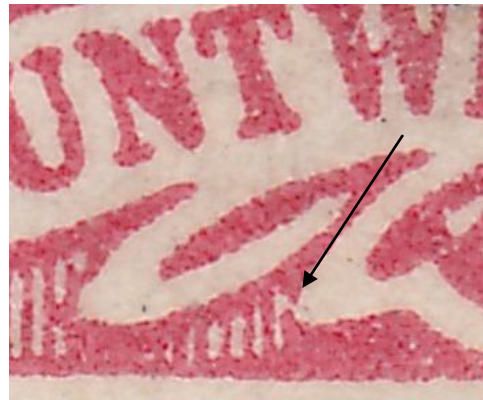
4-16



4-51



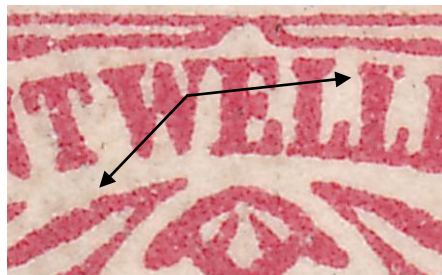
3-31



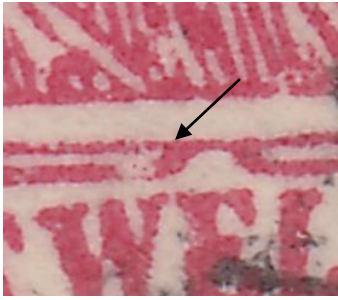
4-15



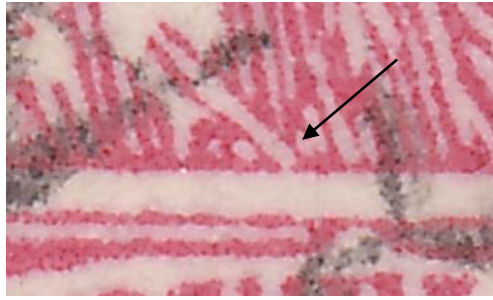
4-19



4-41



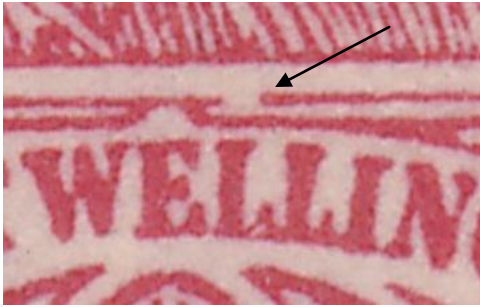
3-9



3-29



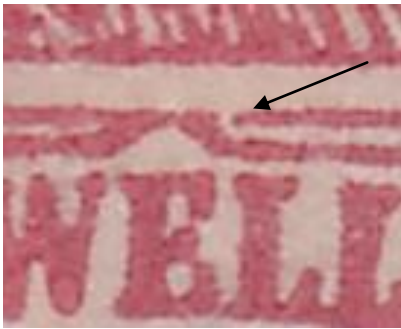
4-53



3-3



3-39



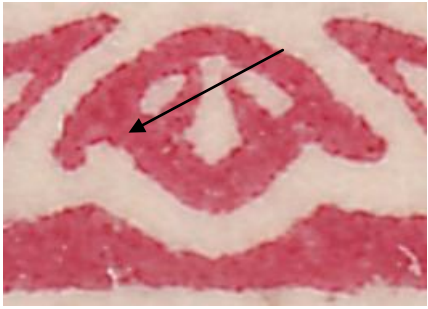
3-51



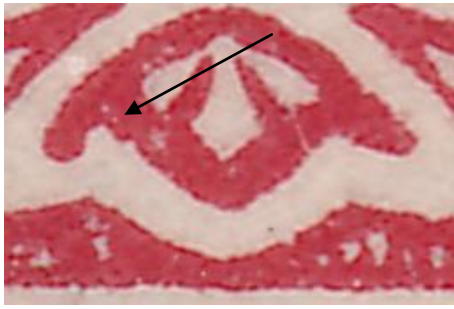
4-42



4-54



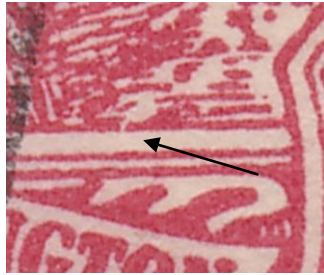
3-11



3-11



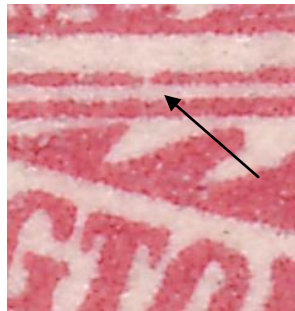
4-49



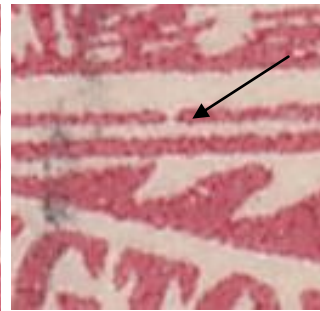
4-55



3-56



4-9



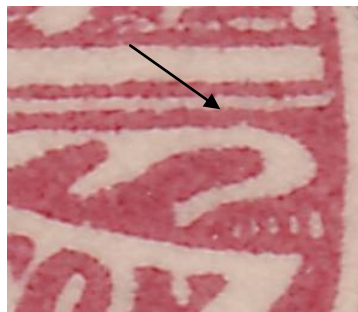
4-20

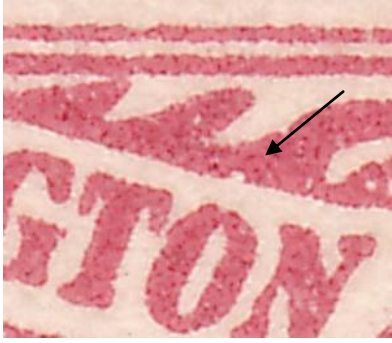


3-11

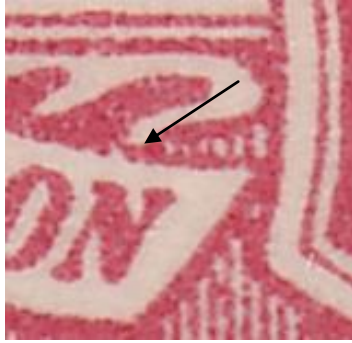


4-13





3-12



3-13

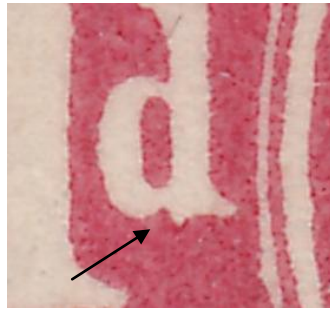
RVT



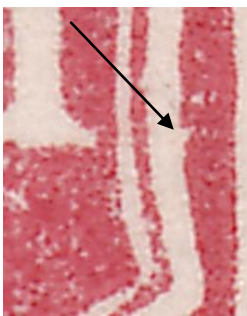
3-41



3-51



3-58



3-15



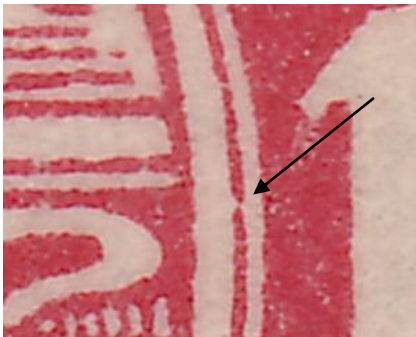
3-44



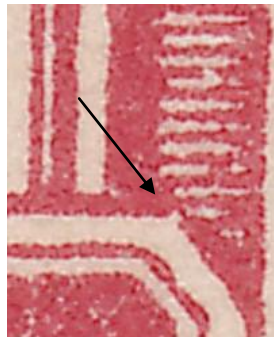
4-19




4-54



3-49



4-56



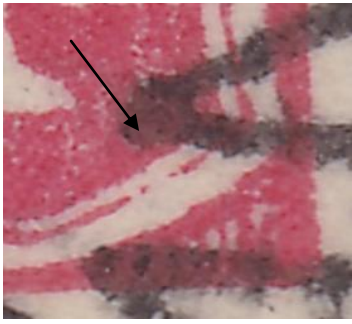
4-57



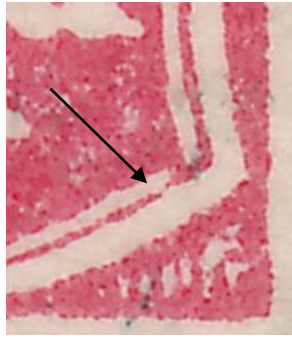
3-52



3-56



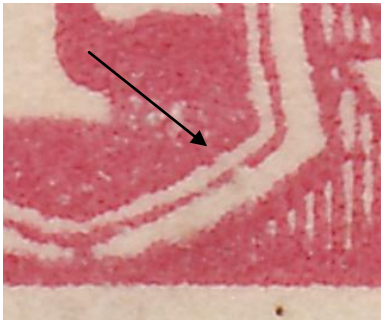
3-9




3-29



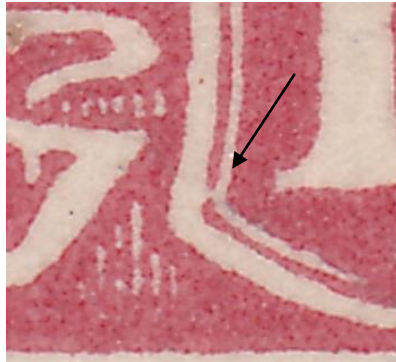
3-40



3-53



4-1



3-26



3-20



4-4

Bottom Left Corner



3-1



3-53

Bottom Right Corner



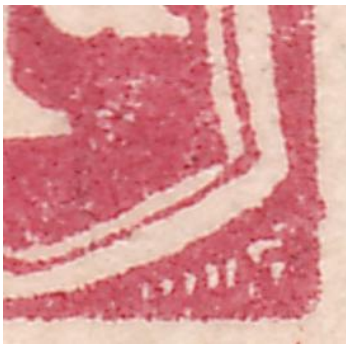
3-11



3-53



4-53



3-27



4-60



4-60



4-4